

BREL motors is part of:

**BREL** nederland b.v.

## Manual Brel 25mm 230V standard motor

### Type MS25-1.5/32

Read the manual before you begin the installation. If these instructions are not followed, this may lead to defects and injury in which warranty can't be claimed.

#### warning:

Children cannot recognize the dangers of electrical equipment and may therefore not work with it.

It is important to follow this instruction for your own safety.

1. Do not operate the motor in humid surroundings.
2. The motor must be installed correctly.
3. The motor must be protected from direct moisture influences.



#### Technical data of the motor

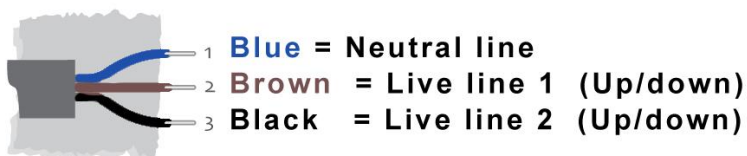

- Voltage motor:
- Torque:
- Speed:
- Moisture and dust resistance:
- Motor temperature range:
  - Normal use: -10°C tot +55°C

#### Type MS25-1.5

AC 100-230V  
1.5 Nm  
32 rpm  
IP44

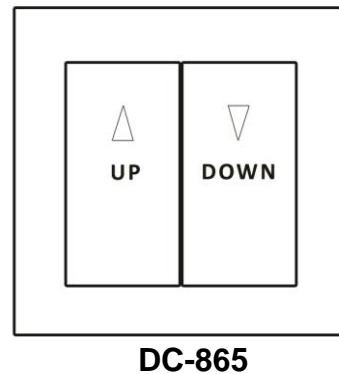
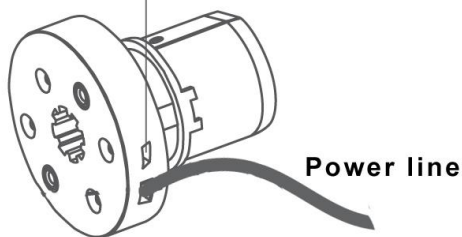


#### Wiring motor



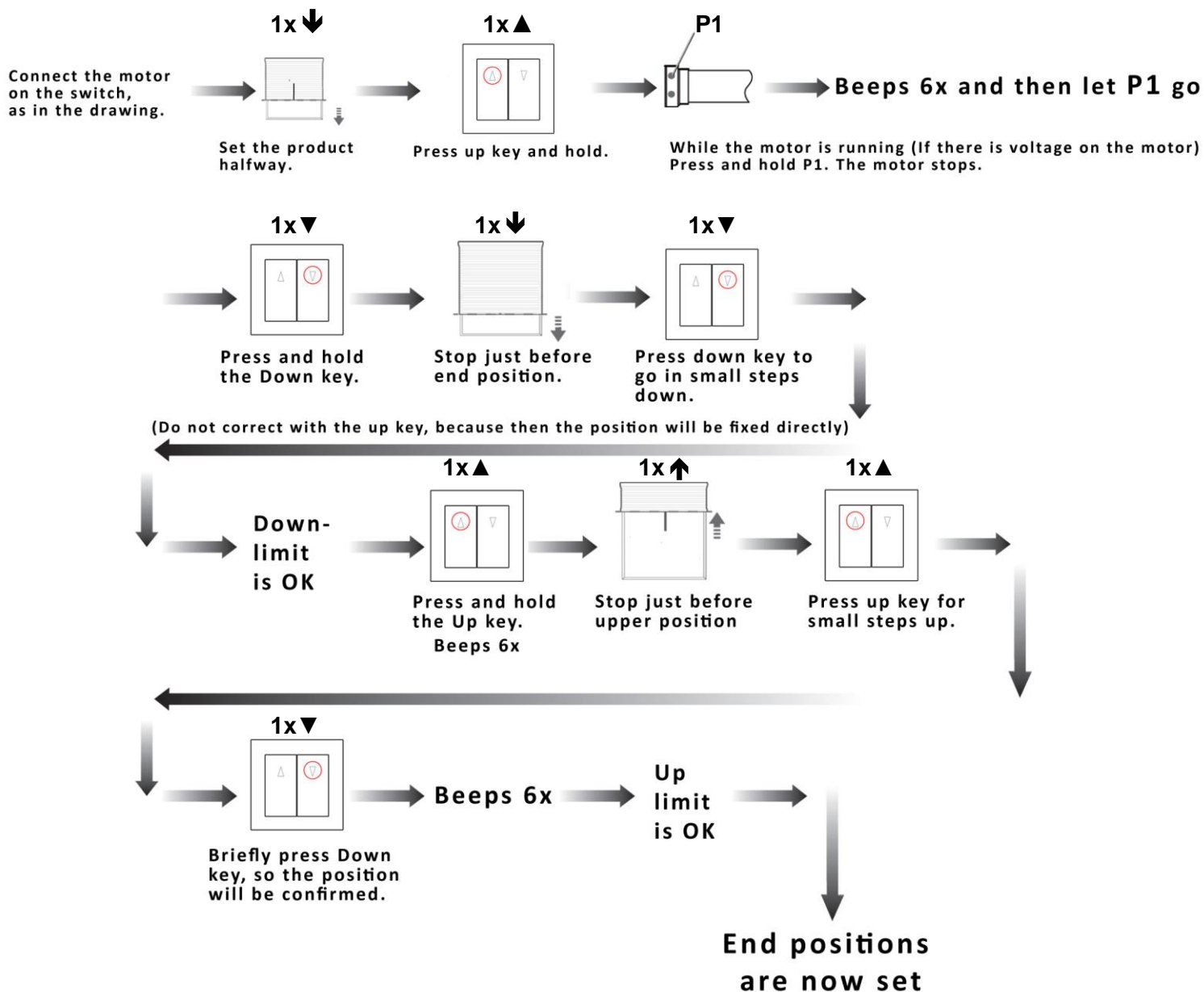
## Functions motor en switch

Program key P1



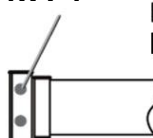
**Adjusting the electronic end positions** If the direction of rotation is not correct, swap **black** and **brown** cable.

*If it doesn't go well during programming, just finish it and don't stop in between. Then start again.*

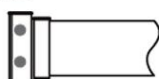


## Delete end positions / reset all

1x P1



Beeps 6x and 3 sec. later beeps 1x again.



End positions have been removed and the motor is reset.