

## Manual Brel-home USB hub



### Type DD-1554

Read the manual before starting the installation. If this instruction is not followed, this can lead to damage for which no claim can be made under the guarantee.



*The USB hub is only suitable for Bi-Directional motors.*

The USB hub allows the user to connect his motorised shutters, blinds and curtains to a Wi-Fi network, which allows control via smart APP and interaction with other products possible.

#### Technical data of the hub







- Power connection:
- WiFi:
- Radio Frequency:
- Work temperature:
- Dimensions (mm):
- Storage capacity:

#### Type DD-1554

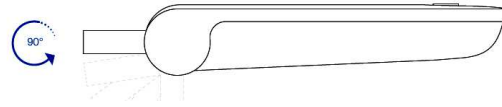
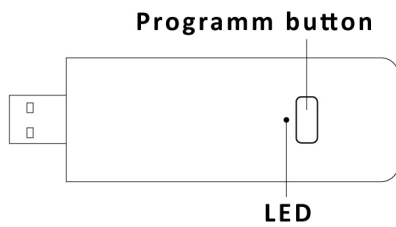
Micro USB DC 5V / 1A\*  
 2.4 Ghz  
 433.92 MHz  
 0°C ~ 40°C  
 L 65 x W 20 x H 15  
 Max. 30 motors

\* **Note:** *Make sure that the USB port has sufficient power, if this is not sufficient, this may affect the operation of the hub.*

#### Hub status indicator:

COLOR	MEANING	DURATION
 Constant Blue	Working fine	Constant
 Slow Flashing Red	Wi-Fi is disconnected	Continuously till status change
 Slow Flashing Yellow	Wi-Fi is disconnected	Continuously till status change
 Quick Flashing Red	Bridge reset	5 times
 Slow Flashing Purple	Pairing underway	Continuously till status change
 Slow Flashing Green	Upgrade in progress	Continuously till status change

## Hub functions



## Resetting the hub:

Press and hold the programming button for about 10 seconds, then release it until the LED flashes red.

## Download the App

Scan the QR code here to download the Brel-home app:



QR code APPLE



QR code ANDROID

Scan the QR code here to go to the website:



QR code WEBSITE