

Manual Brel-home router



Type DD-7002B

Read the manual before starting the installation. If this instruction is not followed, this can lead to damage for which no claim can be made under the guarantee.



The router is suitable for both Mono and Bi-directional motors.

The router allows the user to use his motorized shutters, blinds and curtains connect to a Wi-Fi network, which control via smart APP and interact with other products possible.

Technical data of the router

- Power connection:
- WiFi:
- Radio Frequency:
- Work temperature:
- Dimensions (mm):
- Storage capacity:


Type DD-7002B

Micro USB DC 5V / 1A*
2.4 Ghz
433.92 MHz
0°C ~ 40°C
L 65 x W 20 x H 15
Max. 30 motors


* **Note:** *Make sure that the USB port has sufficient power, if this is not sufficient, this may affect the operation of the router.*



Caution

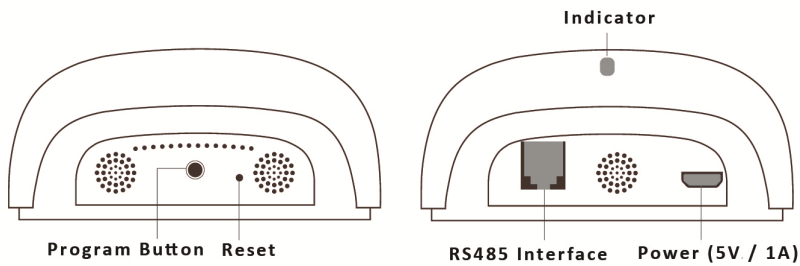


1. Stay clear of concrete walls or corners



2. Keep away from electric appliances

Router functions



Resetting the router:

Press and hold the programming button for about 10 seconds, then release it until the LED flashes red.

Router status indicator:

COLOR

- Constant Blue
- Slow Flashing Red
- Slow Flashing Yellow
- Quick Flashing Red
- Slow Flashing Purple
- Slow Flashing Green

MEANING

- Working fine
- Wi-Fi is disconnected
- Wi-Fi is disconnected
- Bridge reset
- Pairing underway
- Upgrade in progress

DURATION

- Constant
- Continuously till status change
- Continuously till status change
- 5 times
- Continuously till status change
- Continuously till status change

Download the App

Scan the QR code here to download the Brel-home app:



QR code APPLE



QR code ANDROID

Scan the QR code here to go to the website:

